

Scheme Facts

Structure

An open ended debt scheme predominantly investing in AA and below rated corporate bonds (Excluding AA+ rated corporate bonds)

Month end AUM* (as on 31st Aug 2020)

₹1,911.13 crs

Monthly Average AUM*

₹1,922.16 crs

NAV (as on 31st Aug 2020)

Growth	₹22.5575
Direct Growth	₹24.2078
Weekly Dividend	₹10.0288
Direct Weekly Dividend	₹10.4584
Monthly Dividend	₹10.3719
Direct Monthly Dividend	₹10.5657
Quarterly Dividend	₹11.1133
Direct Quarterly Dividend	₹10.4583
Annual Dividend	₹10.4376
Direct Annual Dividend	₹18.1824

Launch Date

11th May 2010

Benchmark

NIFTY Credit Risk Bond Index

Min. Initial Inv.

₹5000/-

Additional Inv.

₹1000 & in multiples of ₹1

Standard Deviation[^]

4.34%

Average Maturity

2.97 years

Portfolio Modified Duration

2.08 years

YTM

9.33%

Macaulay Duration

2.23

*Source: MFI Explorer.

[^] as on 31st August, 2020. Source: Value Research.

Load Structure

Entry Load: Nil

Exit Load: i) For redemption / switch out of upto 6% of the initial investment amount (limit) purchased or switched or switched in with in 1 year from the date of allotment: Nil

ii) If units redeemed or switched out are in excess of the limit with in 1 year from the date of allotment: 1%

iii) If units redeemed or switched out on or after 1 year from the date of allotment: Nil

iv) Any exit load charged (net off Goods and Services Tax, if any) shall be credited back to the respective Scheme. Units issued on reinvestment of dividends shall not be subject to entry and exit load.

About Kotak Credit Risk

- The investment objective of Kotak Credit Risk is to generate income by investing in debt and money market securities across the yield curve and credit spectrum.
- The scheme would also seek to maintain reasonable liquidity within the fund.
- The scheme invests in securities offering high accrual by taking on a marginally higher credit risk.
- The fund manager may also seek to capitalize on opportunity of potential credit rating upgrades from time to time.
- The scheme is suitable for investors with a time horizon of 15 months plus.

Debt Market Outlook

- Bonds yields in the month of August were very volatile. The 10 year benchmark started the month at 5.83% and inched all the way upto 6.22% levels before finally ending at 5.94% on the 1st of September.
- The upward trajectory in yields was aided by a lack of rate cut by the MPC on account of rise in inflation along with looming supply pressures due to weak fiscal balance.
- The central bank decided to take a pause in the rate cutting cycle while re-iterating they still had tools available at their disposal and were ready to step in as and when required.
- On 13th August CPI was released at 6.93%. Higher than most analyst expectations. This spooked bond traders.
- The final push to yields was when the MPC minutes were released. Which showed the committee members grappling with striking a balance between inflation and growth. Most members expressed concern over the high inflation.
- Late in the month RBI announced an Operation Twist of 20k crs in 2 tranches. The first tranche on 27th August saw 10Y cutoff lower by 10 bp
- However the real surprise came from RBI on 31st August. They announced a further 20000 crs of OT and increase in HTM limits for banks.

Portfolio Action










- Given the above outlook we intend to maintain the average maturity at the higher end of the indicated band.
- The endeavor is to enhance the portfolio yield by either selling low yielding assets to buy high yielding assets or by utilizing the cash to acquire high yielding assets.
- We intend to maintain the modified duration in the range of 2.00 – 3.00 in Sep 2020.

Particulars	31 Aug 2020	31 July 2020
Avg. Maturity (in yrs)	2.97	3.40
Duration	2.08	2.39
Yield (in %)	9.33	9.41
Macaulay Duration	2.23	2.56

Asset Allocation as on 31st August, 2020

Debentures and Bonds	90.83%
Government Dated Securities	5.21%
Net Current Assets	2.43%
TREP & Term Deposits & Rev.Repo	1.53%

Top 10 Companies as on 31st August, 2020

Talwandi Sabo Power Ltd. (Unconditional and Irrevocable Corporate Guarantee of Vedanta Ltd.)	CRISIL AA(CE)		9.82%
U P Power Corporation Ltd (Guaranteed By UP State Government)	CRISIL A+(CE)		8.79%
Power Finance Corporation Ltd.([^])	CRISIL AAA		8.27%
Union Bank of India (Basel III Tier I Bonds)	CARE A+		8.17%
Punjab & Sind Bank (Basel III Tier I Bonds)	ICRA A-		7.17%
National Bank for Agriculture & Rural Development	ICRA AAA/CRISIL AAA		6.95%
Coastal Gujarat Power Ltd. (Guaranteed by TATA Power Co. Ltd) ([^])	CARE AA(CE)		5.44%
Future Lifestyle Fashions Ltd.	CARE BBB		5.16%
Godrej Properties Limited([^])	ICRA AA		4.49%
L & T Infrastructure Finance Company Ltd.([^])	CRISIL AAA		4.28%

([^]) Fully or Party blocked against Interest Rate Swap (IRS)

About Kotak Mutual Fund

Kotak Mahindra Asset Management Company Limited (KAMAC) is a wholly owned subsidiary of Kotak Mahindra Bank Limited (KMBL). KMBL has over two decades of experience in financial services. KMBL has a market capitalization of ₹2773.00bn (as on, 31st August, 2020). KAMAC is the Asset Manager for Kotak Mahindra Mutual Fund (KMMF). It started operations in December 1998. KMMF offers schemes catering to investors with varying risk - return profiles and was the first fund house in the country to launch a dedicated gilt scheme. KAMAC manages assets worth ₹1,94,988.62cr as on 31st August, 2020.

* The numbers are converted using the Rupee-USD reference rate published by the Reserve Bank of India as on the respective dates.

To know more

Call : 1800-222-626 (Toll Free), Mumbai 61152100, Delhi 66306900 / 02, Chennai 28221333 / 45038171, Kolkata 64509802 / 03, Pune 64013395 / 96, Ahmedabad 26779888, Bangalore 66128050 / 51, Hyderabad 66178140/41.

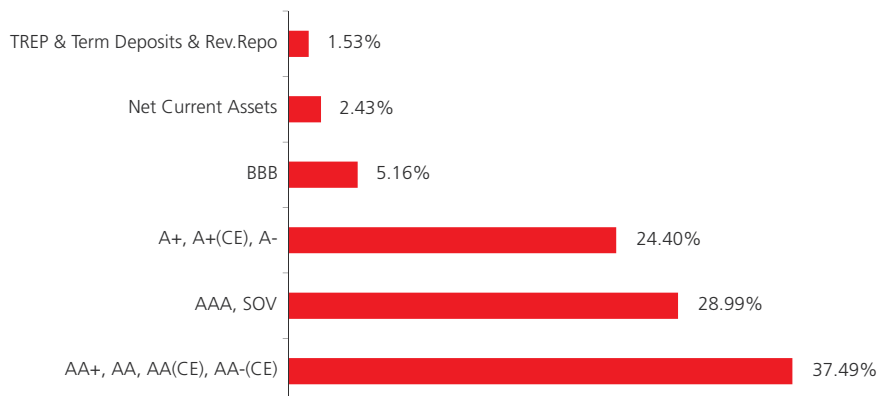
Visit - assetmanagement.kotak.com
Email - mutual@kotak.com

Disclaimer

Kotak Credit Risk An open ended debt scheme predominantly investing in AA and below rated corporate bonds (Excluding AA+ rated corporate bonds) **Investment Objective:** The investment objective of the scheme is to generate income by investing in debt/and money market securities across the yield curve and credit spectrum. The scheme would also seek to maintain reasonable liquidity within the fund. There is no assurance that or guarantee that the investment objective of the scheme will be achieved.

Mutual Fund investments are subject to market risks, read all scheme related documents carefully. Scheme Information Document (SID) and Statement of Additional Information (SAI) available on mutualfund.kotak.com

Rating Profile as on 31st August, 2020



Kotak Credit Risk Fund - Growth *Performance (%) as on 31st August, 2020

Date	Scheme Returns (%) ^	NIFTY Credit Risk Bond Index ² # (%)	Alpha	CRISIL 1 Year T-Bill Index ## (%)	Current Value of Standard Investment of ₹10000 in the		
					Scheme # (₹)	Benchmark # (₹)	Additional Benchmark ## (₹)
Kotak Credit Risk Fund - Growth^^							
Since Inception	8.21	9.30	-1.09	6.85	22,558	25,015	19,816
Last 1 Year	7.05	9.53	-2.47	6.78	10,705	10,953	10,678
Last 3 Years	6.77	8.14	-1.37	6.97	12,174	12,649	12,242
Last 5 Years	7.79	8.88	-1.08	6.95	14,557	15,305	14,001

Scheme Inception date is 11/05/2010. Mr. Deepak Agrawal has been managing the fund since 12/04/2010.

Different plans have different expense structure. The performance details provided herein are of regular plan.

^Past performance may or may not be sustained in future. *All payouts during the period have been reinvested in the units of the scheme at the then prevailing NAV. Returns > = 1 year: CAGR (Compounded Annualised Growth Rate). N.A stands for data not available. Note: Point to Point (PTP) Returns in INR shows the value of ₹10,000/- investment made at inception. Source: ICRA MFI Explorer. Classification of schemes in short term & long term is based on the average maturity of the scheme. # Name of Scheme Benchmark. ## Name of Additional Benchmark. Please refer page no. 3 for top 3 and bottom 3 schemes managed by Mr. Deepak Agrawal.

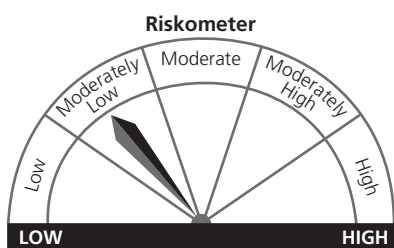
We are comparing the performances of the funds with the total return Index.

^^Kotak Income Opportunities Fund is renamed as Kotak Credit Risk Fund with effect from 1st June 2018.

§With Effect from 1st November 2019, the Benchmark is changed to NIFTY Credit Risk Bond Index from CRISIL Composite AA Short Term Bond Index.

The performance of the scheme is benchmarked to the Total Return variant (TRI) of the Benchmark. Alpha is difference of scheme return with benchmark return.

These materials are not intended for distribution to or use by any person in any jurisdiction where such distribution would be contrary to local law or regulation. The distribution of this document in certain jurisdictions may be restricted or totally prohibited and accordingly, persons who come into possession of this document are required to inform themselves about, and to observe, any such restrictions.



Investors understand that their principal will be at moderately low risk

This product is suitable for investors who are seeking*:

- Income over a medium term horizon
- Investment in debt & money market securities

* Investors should consult their financial advisors if in doubt about whether the product is suitable for them.

Top 3 Funds Managed by Mr. Deepak Agrawal

Period	1 year		3 years		5 years		Since Inception	
	Scheme Returns (%) [^]	Benchmark Returns (%) ^{^*}	Scheme Returns (%) [^]	Benchmark Returns (%) ^{^*}	Scheme Returns (%) [^]	Benchmark Returns (%) ^{^*}	Scheme Returns (%) [^]	Benchmark Returns (%) ^{^*}
Kotak Banking and PSU Debt Fund - Growth	10.15	10.18	8.52	8.59	8.70	8.83	7.59	NA
Kotak Dynamic Bond Fund - Growth	9.72	10.66	8.60	8.21	9.47	8.85	8.78	8.64
Kotak Bond Short Term Fund - Growth	9.49	9.60	7.82	8.06	8.06	8.28	7.82	8.01

Mr. Deepak Agrawal manages 12 & All FMPs funds of Kotak Mutual fund.

Kotak Banking and PSU Debt Fund - Growth, *Name of the Benchmark - CRISIL Banking and PSU Debt Index, Scheme Inception date is 29/12/1998. Mr. Deepak Agrawal has been managing the fund since 01/08/2008.

Kotak Dynamic Bond Fund - Growth (Erstwhile Flexi Debt Fund), *Name of the Benchmark - NIFTY Composite Debt Index, Scheme Inception date is 26/05/2008. Mr. Deepak Agrawal has been managing the fund since 25/11/2012.

Kotak Bond Short Term Fund - Growth, *Name of the Benchmark - NIFTY Short Duration Debt Index, Scheme Inception date is 02/05/2002. Mr. Deepak Agrawal has been managing the fund since 11/07/2007.

Different plans have different expense structure. The performance details provided herein are of regular plan

[^]Past performance may or may not be sustained in future.*All payouts during the period have been reinvested in the units of the scheme at the then prevailing NAV. Returns > = 1 year: CAGR (Compounded Annualised Growth Rate). N.A stands for data not available. Source: ICRA MFI Explorer.

We are comparing the performances of the funds with the total return Index.

Bottom 3 Funds Managed by Mr. Deepak Agrawal

Period	1 year		3 years		5 years		Since Inception	
	Scheme Returns (%) [^]	Benchmark Returns (%) ^{^*}	Scheme Returns (%) [^]	Benchmark Returns (%) ^{^*}	Scheme Returns (%) [^]	Benchmark Returns (%) ^{^*}	Scheme Returns (%) [^]	Benchmark Returns (%) ^{^*}
Kotak Money Market Fund - Growth	6.47	5.91	7.38	6.83	7.39	7.10	7.38	7.54
Kotak Liquid Fund - Growth	4.89	4.95	6.36	6.34	6.75	6.66	7.27	7.29
Kotak Overnight Fund - Growth	3.95	4.07	NA	NA	NA	NA	4.71	4.83

Mr. Deepak Agrawal manages 12 & All FMPs funds of Kotak Mutual fund.

Kotak Money Market Fund - Growth, *Name of the Benchmark - NIFTY Money Market Index, Scheme Inception date is 14/07/2003. Mr. Deepak Agrawal has been managing the fund since 01/11/2006.

Kotak Liquid Fund - Growth, *Name of the Benchmark - NIFTY Liquid Index, Scheme Inception date is 04/11/2003. Mr. Deepak Agrawal has been managing the fund since 01/05/2007.

Kotak Overnight Fund - Growth, *Name of the Benchmark - NIFTY 1D Rate Index, Scheme Inception date is 15/01/2019. Mr. Deepak Agrawal has been managing the fund since 15/01/2019.

Different plans have different expense structure. The performance details provided herein are of regular plan

[^]Past performance may or may not be sustained in future.*All payouts during the period have been reinvested in the units of the scheme at the then prevailing NAV. Returns > = 1 year: CAGR (Compounded Annualised Growth Rate). N.A stands for data not available. Source: ICRA MFI Explorer.

We are comparing the performances of the funds with the total return Index.