

Scheme Facts

Structure

An open ended low duration debt scheme investing in instruments such that the Macaulay duration of the portfolio is between 6 months and 12 months

Month end AUM* (as on 31st Aug 2020)

₹9,297.36 crs

Monthly Average AUM*

₹8,725.99 crs

NAV (as on 31st Aug 2020)

Growth	₹2563.0996
Monthly Dividend	₹1025.7726
Weekly Dividend	₹1015.4502
Direct Growth	₹2693.0495
Direct Monthly Dividend	₹1161.2769
Direct Weekly Dividend	₹1200.2214

Launch Date

6th March, 2008

Benchmark

Nifty Low Duration Index

Min. Initial Inv.

₹5000 & in multiples of ₹1

Additional Inv.

₹1000 & in multiples of ₹1

Standard Deviation[^]

1.84%

Average Maturity

1.01 years

Portfolio Modified Duration

0.90 years

YTM

5.18%

Macaulay Duration

0.95

*Source: MFI Explorer.

[^] as on 31st August, 2020. Source: Value Research.

Load Structure

Entry Load: Nil

Exit Load: Nil

Any exit load charged (net off Goods and Service Tax, if any) shall be credited back to the Scheme;

Note - Units issued on reinvestment of dividends shall not be subject to entry and exit load.

About Kotak Low Duration Plan

- The primary objective of the Scheme is to generate income through investment primarily in low duration debt & money market securities.
- There is no assurance or guarantee that the investment objective of the scheme will be achieved.

Debt Market Outlook

- Bonds yields in the month of August were very volatile. The 10 year benchmark started the month at 5.83% and inched all the way upto 6.22% levels before finally ending at 5.94% on the 1st of September.
- The upward trajectory in yields was aided by a lack of rate cut by the MPC on account of rise in inflation along with looming supply pressures due to weak fiscal balance.
- The central bank decided to take a pause in the rate cutting cycle while re-iterating they still had tools available at their disposal and were ready to step in as and when required.
- On 13th August CPI was released at 6.93%. Higher than most analyst expectations. This spooked bond traders.
- The final push to yields was when the MPC minutes were released. Which showed the committee members grappling with striking a balance between inflation and growth. Most members expressed concern over the high inflation.
- Late in the month RBI announced an Operation Twist of 20k crs in 2 tranches. The first tranche on 27th August saw 10Y cutoff lower by 10 bp
- However the real surprise came from RBI on 31st August. They announced a further 20000 crs of OT and increase in HTM limits for banks.

Portfolio Action











- Given the above outlook we intend to maintain the average maturity at the higher end of the indicated band.
- The focus is to enhance the portfolio yield while maintaining the liquidity and maturity of the portfolio in the indicated band.
- We intend to maintain the modified duration in the range of 0.75 – 1.25 in Sep 2020.

Particulars	31 Aug 2020	31 July 2020
Avg. Maturity (in yrs)	1.01	1.03
Duration	0.90	0.90
Yield (in %)	5.18	5.41
Macaulay Duration	0.95	0.94

Asset Allocation as on 31st August, 2020

Debentures and Bonds	61.04%
Government Dated Securities	22.63%
Commercial Paper (CP)/Certificate of Deposits (CD)	12.37%
Treasury Bills	2.15%
Net Current Assets	1.31%
TREP & Term Deposits & Rev.Repo	0.50%

Top 10 Companies as on 31st August, 2020

8.12% Central Government	SOV		8.99%
HDFC Ltd.([^])	CRISIL AAA		8.85%
Rural Electrification Corporation Ltd.	CRISIL AAA		5.15%
National Bank for Agriculture & Rural Development	ICRA A1+		5.02%
Nabha Power Ltd. (backed by unconditional and irrevocable guarantee by Larsen & Toubro Ltd)	ICRA AAA(CE)		4.81%
IndusInd Bank Ltd.	CRISIL A1+		4.49%
Sundaram Finance Ltd.	CRISIL AAA		4.28%
7.68% Central Government	SOV		3.89%
Power Finance Corporation Ltd.	CRISIL AAA		3.77%
Tata Steel Ltd.	CARE AA-		3.63%

([^]) Fully or Party blocked against Interest Rate Swap (IRS)

About Kotak Mutual Fund

Kotak Mahindra Asset Management Company Limited (KMAMC) is a wholly owned subsidiary of Kotak Mahindra Bank Limited (KMBL). KMBL has over two decades of experience in financial services. KMBL has a market capitalization of ₹2773.00bn (as on, 31st August, 2020). KMAMC is the Asset Manager for Kotak Mahindra Mutual Fund (KMMF). It started operations in December 1998. KMMF offers schemes catering to investors with varying risk - return profiles and was the first fund house in the country to launch a dedicated gilt scheme. KMAMC manages assets worth ₹1,94,988.62cr as on 31st August, 2020.

* The numbers are converted using the Rupee-USD reference rate published by the Reserve Bank of India as on the respective dates.

To know more

Call : 1800-222-626 (Toll Free), Mumbai 61152100, Delhi 66306900 / 02, Chennai 28221333 / 45038171, Kolkata 64509802 / 03, Pune 64013395 / 96, Ahmedabad 26779888, Bangalore 66128050 / 51, Hyderabad 66178140/41.

Visit - assetmanagement.kotak.com

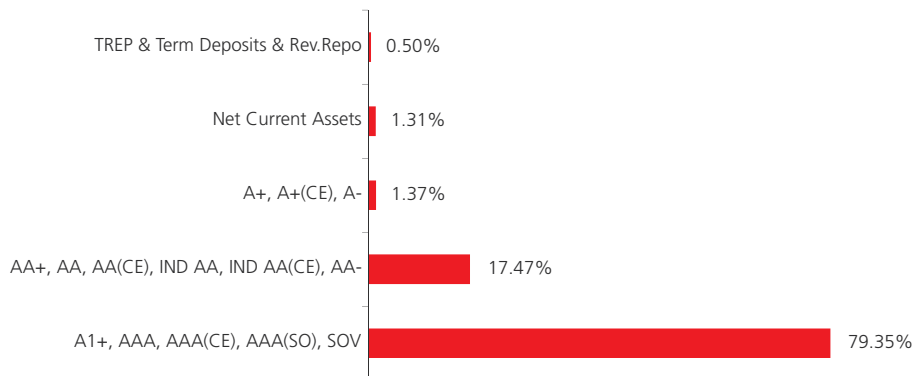
Email - mutual@kotak.com

Disclaimer

Kotak Low Duration Fund An open ended low duration debt scheme investing in instruments such that the Macaulay duration of the portfolio is between 6 months and 12 months. **Investment Objective:** The primary objective of the Scheme is to generate income through investment primarily in low duration debt & money market securities. There is no assurance or guarantee that the investment objective of the scheme will be achieved.

Mutual Fund investments are subject to market risks, read all scheme related documents carefully. Scheme Information Document (SID) and Statement of Additional Information (SAI) available on mutualfund.kotak.com

Rating Profile as on 31st August, 2020



Kotak Low Duration Fund* Performance (%) as on 31st August, 2020

Date	Scheme Returns (%) ^	Nifty Low Duration Index [§] # (%)	Alpha	CRISIL 1 Year T-Bill Index ## (%)	Current Value of Standard Investment of ₹10000 in the		
					Scheme # (₹)	Benchmark # (₹)	Additional Benchmark ## (₹)
Kotak Low Duration Fund							
Since Inception	7.82	8.43	-0.60	6.59	25,631	27,484	22,211
Last 1 Year	8.64	7.30	1.34	6.78	10,864	10,730	10,678
Last 3 Years	7.80	7.49	0.31	6.97	12,529	12,420	12,242
Last 5 Years	8.11	7.64	0.47	6.95	14,774	14,454	14,001

Scheme Inception date is 06/03/2008. Mr. Deepak Agrawal has been managing the fund since 01/02/2015.

Different plans have different expense structure. The performance details provided herein are of regular plan.

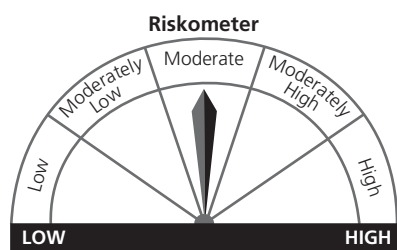
^Past performance may or may not be sustained in future. *All payouts during the period have been reinvested in the units of the scheme at the then prevailing NAV. Returns > = 1 year: CAGR (Compounded Annualised Growth Rate). N.A stands for data not available. Note: Point to Point (PTP) Returns in INR shows the value of ₹10,000/- investment made at inception. Source: ICRA MFI Explorer. Classification of schemes in short term & long term is based on the average maturity of the scheme. # Name of Scheme Benchmark. ## Name of Additional Benchmark. Please refer page no. 3 for top 3 and bottom 3 schemes managed by Mr. Deepak Agrawal.

We are comparing the performances of the funds with the total return Index.

§With Effect from 1st June 2018, the Benchmark is changed to Nifty Low Duration Index from Crisil Liquid Fund.

The performance of the scheme is benchmarked to the Total Return variant (TRI) of the Benchmark. Alpha is difference of scheme return with benchmark return.

These materials are not intended for distribution to or use by any person in any jurisdiction where such distribution would be contrary to local law or regulation. The distribution of this document in certain jurisdictions may be restricted or totally prohibited and accordingly, persons who come into possession of this document are required to inform themselves about, and to observe, any such restrictions



Investors understand that their principal will be at moderate risk

This product is suitable for investors who are seeking*:

- Regular income over short term
- Income by focusing on low duration securities

* Investors should consult their financial advisors if in doubt about whether the product is suitable for them.

Top 3 Funds Managed by Mr. Deepak Agrawal

Period	1 year		3 years		5 years		Since Inception	
	Scheme Returns (%) [^]	Benchmark Returns (%) ^{^*}	Scheme Returns (%) [^]	Benchmark Returns (%) ^{^*}	Scheme Returns (%) [^]	Benchmark Returns (%) ^{^*}	Scheme Returns (%) [^]	Benchmark Returns (%) ^{^*}
Kotak Banking and PSU Debt Fund - Growth	10.15	10.18	8.52	8.59	8.70	8.83	7.59	NA
Kotak Dynamic Bond Fund - Growth	9.72	10.66	8.60	8.21	9.47	8.85	8.78	8.64
Kotak Bond Short Term Fund - Growth	9.49	9.60	7.82	8.06	8.06	8.28	7.82	8.01

Mr. Deepak Agrawal manages 12 & All FMPs funds of Kotak Mutual fund.

Kotak Banking and PSU Debt Fund - Growth, *Name of the Benchmark - CRISIL Banking and PSU Debt Index, Scheme Inception date is 29/12/1998. Mr. Deepak Agrawal has been managing the fund since 01/08/2008.

Kotak Dynamic Bond Fund - Growth (Erstwhile Flexi Debt Fund), *Name of the Benchmark - NIFTY Composite Debt Index, Scheme Inception date is 26/05/2008. Mr. Deepak Agrawal has been managing the fund since 25/11/2012.

Kotak Bond Short Term Fund - Growth, *Name of the Benchmark - NIFTY Short Duration Debt Index, Scheme Inception date is 02/05/2002. Mr. Deepak Agrawal has been managing the fund since 11/07/2007.

Different plans have different expense structure. The performance details provided herein are of regular plan

[^]Past performance may or may not be sustained in future.*All payouts during the period have been reinvested in the units of the scheme at the then prevailing NAV. Returns > = 1 year: CAGR (Compounded Annualised Growth Rate). N.A stands for data not available. Source: ICRA MFI Explorer.

We are comparing the performances of the funds with the total return Index.

Bottom 3 Funds Managed by Mr. Deepak Agrawal

Period	1 year		3 years		5 years		Since Inception	
	Scheme Returns (%) [^]	Benchmark Returns (%) ^{^*}	Scheme Returns (%) [^]	Benchmark Returns (%) ^{^*}	Scheme Returns (%) [^]	Benchmark Returns (%) ^{^*}	Scheme Returns (%) [^]	Benchmark Returns (%) ^{^*}
Kotak Money Market Fund - Growth	6.47	5.91	7.38	6.83	7.39	7.10	7.38	7.54
Kotak Liquid Fund - Growth	4.89	4.95	6.36	6.34	6.75	6.66	7.27	7.29
Kotak Overnight Fund - Growth	3.95	4.07	NA	NA	NA	NA	4.71	4.83

Mr. Deepak Agrawal manages 12 & All FMPs funds of Kotak Mutual fund.

Kotak Money Market Fund - Growth, *Name of the Benchmark - NIFTY Money Market Index, Scheme Inception date is 14/07/2003. Mr. Deepak Agrawal has been managing the fund since 01/11/2006.

Kotak Liquid Fund - Growth, *Name of the Benchmark - NIFTY Liquid Index, Scheme Inception date is 04/11/2003. Mr. Deepak Agrawal has been managing the fund since 01/05/2007.

Kotak Overnight Fund - Growth, *Name of the Benchmark - NIFTY 1D Rate Index, Scheme Inception date is 15/01/2019. Mr. Deepak Agrawal has been managing the fund since 15/01/2019.

Different plans have different expense structure. The performance details provided herein are of regular plan

[^]Past performance may or may not be sustained in future.*All payouts during the period have been reinvested in the units of the scheme at the then prevailing NAV. Returns > = 1 year: CAGR (Compounded Annualised Growth Rate). N.A stands for data not available. Source: ICRA MFI Explorer.

We are comparing the performances of the funds with the total return Index.