

Scheme Facts

Structure

An open ended debt scheme investing in money market instruments

Month end AUM* (as on 31st Aug 2020)

₹8,599.58 crs

Monthly Average AUM*

₹8,733.06 crs

NAV (as on 31st Aug 2020)

Growth ₹3389.9156

Direct Growth ₹3404.4974

Daily Dividend ₹1020.4611

Direct Daily Dividend ₹1020.5812

Weekly Dividend ₹1024.4737

Direct Weekly Dividend ₹1022.2164

Monthly Dividend ₹1020.6938

Direct Monthly Dividend ₹1010.9151

Launch Date

14th July, 2003

Benchmark

Nifty Money Market Index

Min. Initial Inv.

₹5000/- & ₹100000/- under daily dividend reinvestment option

Additional Inv.

₹1000/- & in multiples of ₹1

Standard Deviation[^]

0.45%

Average Maturity

0.48 years

Portfolio Modified Duration

0.47 years

YTM

3.89%

Macaulay Duration

0.47

*Source: MFI Explorer.

[^] as on 31st August, 2020. Source: ICRA MFI Explorer. Standard Deviation is calculated on Annualised basis using 3 years history of monthly returns.

Load Structure

Entry Load: NIL

Exit Load: Nil (applicable for all plans)

Note - Units issued on reinvestment of dividends shall not be subject to exit load (applicable for all plans)

About Kotak Money Market Scheme Fund

- The investment objective of Kotak Money Market Fund is to reduce the interest rate risk associated with investments in fixed rate investments by predominantly investing in floating rate securities, money market instruments and using appropriate derivatives.
- The scheme is uniquely positioned to take advantage of the short end of the yield curve.
- Kotak Money Market Fund is suitable for investors who are looking for short term parking of surplus funds.

Debt Market Outlook

- Bonds yields in the month of August were very volatile. The 10 year benchmark started the month at 5.83% and inched all the way upto 6.22% levels before finally ending at 5.94% on the 1st of September.
- The upward trajectory in yields was aided by a lack of rate cut by the MPC on account of rise in inflation along with looming supply pressures due to weak fiscal balance.
- The central bank decided to take a pause in the rate cutting cycle while re-iterating they still had tools available at their disposal and were ready to step in as and when required.
- On 13th August CPI was released at 6.93%. Higher than most analyst expectations. This spooked bond traders.
- The final push to yields was when the MPC minutes were released. Which showed the committee members grappling with striking a balance between inflation and growth. Most members expressed concern over the high inflation.
- Late in the month RBI announced an Operation Twist of 20k crs in 2 tranches. The first tranche on 27th August saw 10Y cutoff lower by 10 bp
- However the real surprise came from RBI on 31st August. They announced a further 20000 crs of OT and increase in HTM limits for banks.

Portfolio Action











- Given the above outlook we intend to maintain the average maturity at the higher end of the indicated band.
- The focus is to enhance the portfolio yield while maintaining the liquidity and maturity of the portfolio in the indicated band.
- We intend to maintain the modified duration in the range of 0.45 – 0.55 in Sep 2020.

Particulars	31 Aug 2020	31 July 2020
Avg. Maturity (in yrs)	0.48	0.49
Duration	0.47	0.49
Yield (in %)	3.89	3.81
Macaulay Duration	0.47	0.49

Asset Allocation as on 31st August, 2020

Commercial Paper (CP)/Certificate of Deposits (CD)	76.23%
Government Dated Securities	20.03%
Treasury Bills	2.85%
TREP & Term Deposits & Rev.Repo	0.66%
Net Current Assets	0.23%

Top 10 Companies as on 31st August, 2020

Reliance Industries Ltd.	CRISIL A1+		9.73%
NABARD	FITCH IND A1+/ICRA A1+		8.60%
LIC Housing Finance Ltd.	CRISIL A1+		7.26%
HDFC Ltd.	CRISIL A1+		6.72%
8.36% State Government-Madhya Pradesh	SOV		5.83%
Export-Import Bank of India	CRISIL A1+/CRISIL AAA		5.63%
Larsen and Toubro Ltd.	CRISIL A1+		5.07%
Hindustan Zinc Ltd.	CRISIL A1+		3.88%
Small Industries Development Bank Of India	CARE A1+		3.35%
Power Finance Corporation Ltd.	CRISIL A1+		3.29%

About Kotak Mutual Fund

Kotak Mahindra Asset Management Company Limited (KMAMC) is a wholly owned subsidiary of Kotak Mahindra Bank Limited (KMBL). KMBL has over two decades of experience in financial services. KMBL has a market capitalization of ₹2773.00bn (as on, 31st August, 2020). KMAMC is the Asset Manager for Kotak Mahindra Mutual Fund (KMMF). It started operations in December 1998. KMMF offers schemes catering to investors with varying risk - return profiles and was the first fund house in the country to launch a dedicated gilt scheme. KMAMC manages assets worth ₹1,94,988.62cr as on 31st August, 2020.

* The numbers are converted using the Rupee-USD reference rate published by the Reserve Bank of India as on the respective dates.

To know more

Call : 1800-222-626 (Toll Free), Mumbai 61152100, Delhi 66306900 / 02, Chennai 28221333 / 45038171, Kolkata 64509802 / 03, Pune 64013395 / 96, Ahmedabad 26779888, Bangalore 66128050 / 51, Hyderabad 66178140/41.

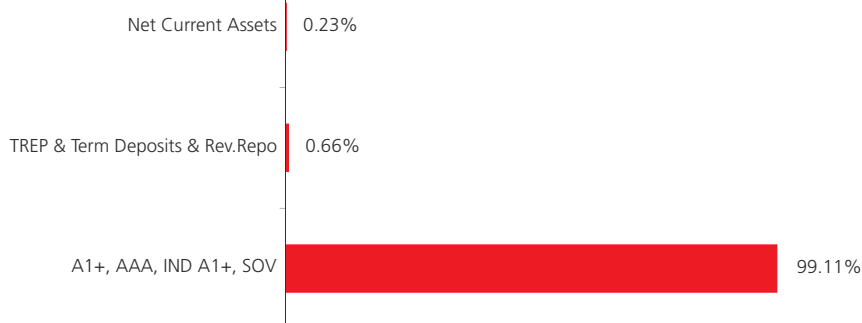
Visit - assetmanagement.kotak.com
Email - mutual@kotak.com

Disclaimer

Kotak Money Market Scheme Fund An open ended debt scheme investing in money market instruments. **Investment Objective:** To reduce the interest rate risk associated with investments in fixed rate instruments by investing predominantly in floating rate securities, money market instruments and using appropriate derivatives.

Mutual Fund investments are subject to market risks, read all scheme related documents carefully. Scheme Information Document (SID) and Statement of Additional Information (SAI) available on mutualfund.kotak.com

Rating Profile as on 31st August, 2020



Kotak Money Market Fund* Performance (%) as on 31st August, 2020

Date	Scheme Returns (%) ^	Nifty Money Market Index ² # (%)	Alpha	CRISIL 1 Year T-Bill Index ## (%)	Current Value of Standard Investment of ₹10000 in the		
					Scheme # (₹)	Benchmark # (₹)	Additional Benchmark ## (₹)
Kotak Money Market Fund^^							
Since Inception	7.38	7.54	-0.16	6.12	33,899	34,753	27,672
Last 1 Year	6.47	5.91	0.56	6.78	10,647	10,591	10,678
Last 3 Years	7.38	6.83	0.55	6.97	12,385	12,196	12,242
Last 5 Years	7.39	7.10	0.29	6.95	14,291	14,098	14,001

Scheme Inception date is 14/07/2003. Mr. Deepak Agrawal has been managing the fund since 01/11/2006.

Different plans have different expense structure. The performance details provided herein are of regular plan.

^Past performance may or may not be sustained in future. *All payouts during the period have been reinvested in the units of the scheme at the then prevailing NAV. Returns > = 1 year: CAGR (Compounded Annualised Growth Rate). N.A stands for data not available. Note: Point to Point (PTP) Returns in INR shows the value of ₹10,000/- investment made at inception. Source: ICRA MFI Explorer. Classification of schemes in short term & long term is based on the average maturity of the scheme. # Name of Scheme Benchmark. ## Name of Additional Benchmark. Please refer page no. 3 for top 3 and bottom 3 schemes managed by Mr. Deepak Agrawal.

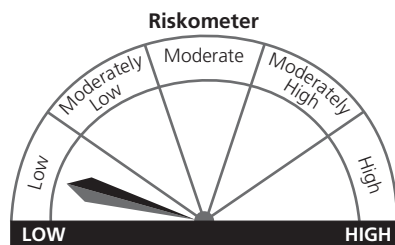
We are comparing the performances of the funds with the total return Index.

^^Kotak Floater Short Term is renamed as Kotak Money Market Fund with effect from 1st June 2018.

^With Effect from 1st June 2018, the Benchmark is changed to Nifty Money Market Index from Crisil Liquid Fund.

The performance of the scheme is benchmarked to the Total Return variant (TRI) of the Benchmark. Alpha is difference of scheme return with benchmark return.

These materials are not intended for distribution to or use by any person in any jurisdiction where such distribution would be contrary to local law or regulation. The distribution of this document in certain jurisdictions may be restricted or totally prohibited and accordingly, persons who come into possession of this document are required to inform themselves about, and to observe, any such restrictions.



Investors understand that their principal will be at low risk

This product is suitable for investors who are seeking*:

- Income over a short term investment horizon
- Investment in floating rate securities, debt & money market securities

* Investors should consult their financial advisors if in doubt about whether the product is suitable for them.

Top 3 Funds Managed by Mr. Deepak Agrawal

Period	1 year		3 years		5 years		Since Inception	
	Scheme Returns (%) [^]	Benchmark Returns (%) ^{^*}	Scheme Returns (%) [^]	Benchmark Returns (%) ^{^*}	Scheme Returns (%) [^]	Benchmark Returns (%) ^{^*}	Scheme Returns (%) [^]	Benchmark Returns (%) ^{^*}
Kotak Banking and PSU Debt Fund - Growth	10.15	10.18	8.52	8.59	8.70	8.83	7.59	NA
Kotak Dynamic Bond Fund - Growth	9.72	10.66	8.60	8.21	9.47	8.85	8.78	8.64
Kotak Bond Short Term Fund - Growth	9.49	9.60	7.82	8.06	8.06	8.28	7.82	8.01

Mr. Deepak Agrawal manages 12 & All FMPs funds of Kotak Mutual fund.

Kotak Banking and PSU Debt Fund - Growth, *Name of the Benchmark - CRISIL Banking and PSU Debt Index, Scheme Inception date is 29/12/1998. Mr. Deepak Agrawal has been managing the fund since 01/08/2008.

Kotak Dynamic Bond Fund - Growth (Erstwhile Flexi Debt Fund), *Name of the Benchmark - NIFTY Composite Debt Index, Scheme Inception date is 26/05/2008. Mr. Deepak Agrawal has been managing the fund since 25/11/2012.

Kotak Bond Short Term Fund - Growth, *Name of the Benchmark - NIFTY Short Duration Debt Index, Scheme Inception date is 02/05/2002. Mr. Deepak Agrawal has been managing the fund since 11/07/2007.

Different plans have different expense structure. The performance details provided herein are of regular plan

[^]Past performance may or may not be sustained in future.*All payouts during the period have been reinvested in the units of the scheme at the then prevailing NAV. Returns > = 1 year: CAGR (Compounded Annualised Growth Rate). N.A stands for data not available. Source: ICRA MFI Explorer.

We are comparing the performances of the funds with the total return Index.

Bottom 3 Funds Managed by Mr. Deepak Agrawal

Period	1 year		3 years		5 years		Since Inception	
	Scheme Returns (%) [^]	Benchmark Returns (%) ^{^*}	Scheme Returns (%) [^]	Benchmark Returns (%) ^{^*}	Scheme Returns (%) [^]	Benchmark Returns (%) ^{^*}	Scheme Returns (%) [^]	Benchmark Returns (%) ^{^*}
Kotak Savings Fund - Growth	6.63	6.46	7.18	7.41	7.43	7.52	7.72	8.10
Kotak Liquid Fund - Growth	4.89	4.95	6.36	6.34	6.75	6.66	7.27	7.29
Kotak Overnight Fund - Growth	3.95	4.07	NA	NA	NA	NA	4.71	4.83

Mr. Deepak Agrawal manages 12 & All FMPs funds of Kotak Mutual fund.

Kotak Savings Fund - Growth, *Name of the Benchmark - NIFTY Ultra Short Duration Debt Index, Scheme Inception date is 13/08/2004. Mr. Deepak Agrawal has been managing the fund since 01/04/2008.

Kotak Liquid Fund - Growth, *Name of the Benchmark - NIFTY Liquid Index, Scheme Inception date is 04/11/2003. Mr. Deepak Agrawal has been managing the fund since 01/05/2007.

Kotak Overnight Fund - Growth, *Name of the Benchmark - NIFTY 1D Rate Index, Scheme Inception date is 15/01/2019. Mr. Deepak Agrawal has been managing the fund since 15/01/2019.

Different plans have different expense structure. The performance details provided herein are of regular plan

[^]Past performance may or may not be sustained in future.*All payouts during the period have been reinvested in the units of the scheme at the then prevailing NAV. Returns > = 1 year: CAGR (Compounded Annualised Growth Rate). N.A stands for data not available. Source: ICRA MFI Explorer.

We are comparing the performances of the funds with the total return Index.